


**Shareholding Pattern under Regulation 31 of SEBI (Listing Obligations and Disclosure Requirements) Regulations, 2015**

1. Name of Listed Entity : **Linde India Limited**
2. Scrip Code : **BSE : 523457** and **NSE : LINDEINDIA** / Name of Scrip : **Linde India Limited** / Class of Security : **Equity**
3. Share Holding Pattern Filed under : Reg. 31(1)(a)/Reg. 31(1)(b)/Reg.31(1)(c)
  - a. If under 31(1)(b) then indicate the report for Quarter ending : **31 March 2017**
  - b. If under 31(1)(c) then indicate date of allotment / extinguishment : **Not Applicable**
4. **Declaration:** The Listed entity is required to submit the following declaration to the extent of submission of information:-

	Particulars	Yes*	No*
1	Whether the Listed Entity has issued any partly paid up shares?	-	No
2	Whether the Listed Entity has issued any Convertible Securities or Warrants?	-	No
3	Whether the Listed Entity has any shares against which depository receipts are issued?	-	No
4	Whether the Listed Entity has any shares in locked-in?	-	No
5	Whether any shares held by promoters are pledged or otherwise encumbered?	-	No


\* If the Listed Entity selects the option 'No' for the questions above, the columns for the partly paid up shares, Outstanding Convertible Securities/Warrants, depository receipts, locked-in shares, No of shares pledged or otherwise encumbered by promoters, as applicable, shall not be displayed at the time of dissemination on the Stock Exchange website. Also wherever there is 'No' declared by Listed Entity in above table the values will be considered as 'Zero' by default on submission of the format of holding of specified securities.

5. The tabular format for disclosure of holding of specified securities is as follows :-



**Linde India Limited**
**Table I - Summary Statement holding of specified securities**

Category	Category of shareholder	Nos. of shareholders	No. of fully paid up equity shares held	No. of Partly paid-up equity shares held	No. of shares underlying Depository Receipts	Total nos. shares held	Shareholding as a % of total no. of shares (calculated as per SCRR, 1957)	Number of Voting Rights held in each class of securities			No. of Shares Underlying Outstanding convertible securities (including Warrants)	Shareholding, as a % assuming full conversion of convertible securities (as a percentage of diluted share capital)	Number of Locked in shares		Number of Shares pledged or otherwise encumbered		Number of equity shares held in dematerialised form	
								No of Voting Rights		Total as a % of (A+B+C)			No. (a)	As a % of total Shares held (b)	No. (a)	As a % of total Shares held (b)		
								Class (Equity)	Class eg: y									Total
(I)	(II)	(III)	(IV)	(V)	(VI)	(VII) = (IV)+(V)+ (VI)	(VIII) As a % of (A+B+C2)	(IX)			(X)	(XI)= (VII)+(X) As a % of (A+B+C2)	(XII)		(XIII)		(XIV)	
(A)	Promoter & Promoter Group	1	63963167	0	0	63963167	75.0000	63963167	0	63963167	75.0000	0	0.0000	0	0.0000	0	0.0000	63963167
(B)	Public	19626	21321056	0	0	21321056	25.0000	21321056	0	21321056	25.0000	0	0.0000	0	0.0000	0	0.0000	20296023
(C)	Non Promoter - Non Public	0	0	0	0	0	0.0000	0	0	0	0.0000	0	0.0000	0	0.0000	0	0.0000	0
(C1)	Shares Underlying DRs	0	0	0	0	0	0.0000	0	0	0	0.0000	0	0.0000	0	0.0000	0	0.0000	0
(C2)	Shares Held By Employee Trust	0	0	0	0	0	0.0000	0	0	0	0.0000	0	0.0000	0	0.0000	0	0.0000	0
	<b>Total</b>	<b>19627</b>	<b>85284223</b>	<b>0</b>	<b>0</b>	<b>85284223</b>	<b>100.0000</b>	<b>85284223</b>	<b>0</b>	<b>85284223</b>	<b>100.0000</b>	<b>0</b>	<b>0.0000</b>	<b>0</b>	<b>0.0000</b>	<b>0</b>	<b>0.0000</b>	<b>84259190</b>




**Linde India Limited**
**Table II Statement showing shareholding pattern of the Promoter and Promoter Group**

Category	Category & Name of the shareholders	PAN	Nos. of shareholders	No. of fully paid up equity shares held	No. of Partly paid-up equity shares held	No. of shares underlying Depository Receipts	Total nos. shares held	Shareholding as a % of total no. of shares (calculated as per SCRR, 1957)	Number of Voting Rights held in each class of securities			No. of Shares Underlying Outstanding convertible securities (including Warrants)	Shareholding, as a % assuming full conversion of convertible securities (as a percentage of diluted share capital)	Number of Locked in shares		Number of Shares pledged or otherwise encumbered		Number of equity shares held in dematerialised form	
									No of Voting Rights		Total as a % of Total Voting reghs			No. (a)	As a % of total Shares held (b)	No. (a)	As a % of total Shares held (b)		
									Class (Equity)	Class : y									Total
	(I)	(II)	(III)	(IV)	(V)	(VI)	(VII) = (IV)+(V)+ (VI)	(VIII) As a % of (A+B+C2)	(IX)			(X)	(XI)= (VII)+(X) As a % of (A+B+C2)	(XII)		(XIII)		(XIV)	
<b>1</b>	<b>Indian</b>																		
(a)	Individuals / Hindu Undivided Family		0	0	0	0	0	0.0000	0	0	0	0.0000	0	0.0000	0	0.0000	0	0.0000	0
(b)	Central Government / State Government(s)		0	0	0	0	0	0.0000	0	0	0	0.0000	0	0.0000	0	0.0000	0	0.0000	0
(c)	Financial Institutions / Banks		0	0	0	0	0	0.0000	0	0	0	0.0000	0	0.0000	0	0.0000	0	0.0000	0
(d)	Any Other (Specify)		0	0	0	0	0	0.0000	0	0	0	0.0000	0	0.0000	0	0.0000	0	0.0000	0
	Sub Total (A)(1)		0	0	0	0	0	0.0000	0	0	0	0.0000	0	0.0000	0	0.0000	0	0.0000	0
<b>2</b>	<b>Foreign</b>																		
(a)	Individuals (Non-Resident Individuals / Foreign Individuals)		0	0	0	0	0	0.0000	0	0	0	0.0000	0	0.0000	0	0.0000	0	0.0000	0
(b)	Government		0	0	0	0	0	0.0000	0	0	0	0.0000	0	0.0000	0	0.0000	0	0.0000	0
(c)	Institutions		0	0	0	0	0	0.0000	0	0	0	0.0000	0	0.0000	0	0.0000	0	0.0000	0
(d)	Foreign Portfolio Investor		0	0	0	0	0	0.0000	0	0	0	0.0000	0	0.0000	0	0.0000	0	0.0000	0
(e)	Any Other (Specify)		1	63963167	0	0	63963167	75.0000	63963167	0	63963167	75.0000	0	0.0000	0	0.0000	0	0.0000	63963167
	The BOC Group Limited [Body Corporate]	AACCT6494J	1	63963167	0	0	63963167	75.0000	63963167	0	63963167	75.0000	0	0.0000	0	0.0000	0	0.0000	63963167
	Sub Total (A)(2)		1	63963167	0	0	63963167	75.0000	63963167	0	63963167	75.0000	0	0.0000	0	0.0000	0	0.0000	63963167
	Total Shareholding of Promoter and Promoter Group (A)= (A)(1)+(A)(2)		1	63963167	0	0	63963167	75.0000	63963167	0	63963167	75.0000	0	0.0000	0	0.0000	0	0.0000	63963167

Details of Shares which remain unclaimed may be given hear along with details such as number of shareholders, outstanding shares held in demat/unclaimed suspense account, voting rights which are frozen etc.

- Note:
- (1) PAN would not be displayed on website of Stock Exchange(s)
- (2) The term 'Encumbrance' has the same meaning as assigned under regulation 28(3) of SEBI (Substantial Acquisition of Shares and Takeovers) Regulations, 2011.



**Linde India Limited**

**Table III - Statement showing shareholding pattern of the Public shareholder**

Category	Category & Name of the shareholders	PAN	Nos. of shareholders	No. of fully paid up equity shares held	No. of Partly paid-up equity shares held	No. of shares underlying Depository Receipts	Total nos. shares held	Shareholding as a % of total no. of shares (calculated as per SCRR, 1957)	Number of Voting Rights held in each class of securities			No. of Shares Underlying Outstanding convertible securities (including Warrants)	Shareholding, as a % assuming full conversion of convertible securities (as a percentage of diluted share capital)	Number of Locked in shares		Number of Shares pledged or otherwise encumbered		Number of equity shares held in dematerialised form	
									No of Voting Rights		Total as a % of Total Voting rights			No. (a)	As a % of total Shares held (b)	No. (a)	As a % of total Shares held (b)		
									Class (Equity)	Class y									Total
	(I)	(II)	(III)	(IV)	(V)	(VI)	(VII) = (IV)+(V)+ (VI)	(VIII) As a % of (A+B+C2)	(IX)			(X)	(XI)= (VII)+(X) As a % of (A+B+C2)	(XII)	(XIII)	(XIV)			
<b>1</b>	<b>Institutions</b>																		
(a)	Mutual Fund		12	8058866	0	0	8058866	9.4494	8058866	0	8058866	9.4494	0	0.0000	0	0.0000	0	0.0000	8058458
	Reliance Capital Trustee Co. Ltd. through Reliance Equity Opportunities Fund, Reliance Tax Saver (ELSS) Fund, Reliance Vision Fund, Reliance Regular Savings Fund-Equity Option, Reliance Capital Builder Fund - SR B, Reliance Close Ended Equity Fund Series A and B, Reliance Close Ended Equity Fund II Series A	AAATR0090B	8	7468673	0	0	7468673	8.7574	7468673	0	7468673	8.7574	0	0.0000	0	0.0000	0	0.0000	7468673
(b)	Venture Capital Funds		0	0	0	0	0	0.0000	0	0	0	0.0000	0	0.0000	0	0.0000	0	0.0000	0
(c)	Alternate Investment Funds		0	0	0	0	0	0.0000	0	0	0	0.0000	0	0.0000	0	0.0000	0	0.0000	0
(d)	Foreign Venture Capital Investors		0	0	0	0	0	0.0000	0	0	0	0.0000	0	0.0000	0	0.0000	0	0.0000	0
(e)	Foreign Portfolio Investor		12	862509	0	0	862509	1.0113	862509	0	862509	1.0113	0	0.0000	0	0.0000	0	0.0000	862509
(f)	Financial Institutions / Banks		35	22377	0	0	22377	0.0262	22377	0	22377	0.0262	0	0.0000	0	0.0000	0	0.0000	15404
(g)	Insurance Companies		2	710249	0	0	710249	0.8328	710249	0	710249	0.8328	0	0.0000	0	0.0000	0	0.0000	710149
(h)	Provident Funds / Pension Funds		0	0	0	0	0	0.0000	0	0	0	0.0000	0	0.0000	0	0.0000	0	0.0000	0
(i)	Any Other (Specify)																		
	Foreign Institutional Investors		8	4101705	0	0	4101705	4.8095	4101705	0	4101705	4.8095	0	0.0000	0	0.0000	0	0.0000	4101172
	First State Investments ICVC- Stewart Investors Indian Subcontinent Fund	AABCF0154C	1	1326898	0	0	1326898	1.5559	1326898	0	1326898	1.5559	0	0.0000	0	0.0000	0	0.0000	1326898
	First State Indian Subcontinent Fund	AAATF1850H	1	970239	0	0	970239	1.1377	970239	0	970239	1.1377	0	0.0000	0	0.0000	0	0.0000	970239
	The Scottish Oriental Smaller Companies Trust plc	AAFC8093R	1	910733	0	0	910733	1.0679	910733	0	910733	1.0679	0	0.0000	0	0.0000	0	0.0000	910733
	Pacific Assets Trust Plc	AAECP7265R	1	893074	0	0	893074	1.0472	893074	0	893074	1.0472	0	0.0000	0	0.0000	0	0.0000	893074
	<b>Sub Total (B)(1)</b>		<b>69</b>	<b>13755706</b>	<b>0</b>	<b>0</b>	<b>13755706</b>	<b>16.1293</b>	<b>13755706</b>	<b>0</b>	<b>13755706</b>	<b>16.1293</b>	<b>0</b>	<b>0.0000</b>	<b>0</b>	<b>0.0000</b>	<b>0</b>	<b>0.0000</b>	<b>13747692</b>
<b>2</b>	<b>Central Government/ State Government(s)/ President of India</b>																		
	Central Government / State Government(s)		1	29	0	0	29	0.0000	29	0	29	0.0000	0	0.0000	0	0.0000	0	0.0000	0
	<b>Sub Total (B)(2)</b>		<b>1</b>	<b>29</b>	<b>0</b>	<b>0</b>	<b>29</b>	<b>0.0000</b>	<b>29</b>	<b>0</b>	<b>29</b>	<b>0.0000</b>	<b>0</b>	<b>0.0000</b>	<b>0</b>	<b>0.0000</b>	<b>0</b>	<b>0.0000</b>	<b>0</b>
<b>3</b>	<b>Non-Institutions</b>																		
(a)	<b>Individuals</b>																		
	i. Individual shareholders holding nominal share capital up to Rs. 2 lakhs.		18367	4742439	0	0	4742439	5.5607	4742439	0	4742439	5.5607	0	0.0000	0	0.0000	0	0.0000	3754040
	ii. Individual shareholders holding nominal share capital in excess of Rs. 2 lakhs.		16	1661101	0	0	1661101	1.9477	1661101	0	1661101	1.9477	0	0.0000	0	0.0000	0	0.0000	1661101
(b)	NBFCs registered with RBI		0	0	0	0	0	0.0000	0	0	0	0.0000	0	0.0000	0	0.0000	0	0.0000	0
(c)	Employee Trusts		0	0	0	0	0	0.0000	0	0	0	0.0000	0	0.0000	0	0.0000	0	0.0000	0
(d)	Overseas Depositories(holding DRs) (balancing figure)		0	0	0	0	0	0.0000	0	0	0	0.0000	0	0.0000	0	0.0000	0	0.0000	0
(e)	Any Other (Specify)		1173	1161781	0	0	1161781	1.3622	1161781	0	1161781	1.3622	0	0.0000	0	0.0000	0	0.0000	1133190
	Directors		3	600	0	0	600	0.0007	600	0	600	0.0007	0	0.0000	0	0.0000	0	0.0000	400
	Trusts		12	10623	0	0	10623	0.0125	10623	0	10623	0.0125	0	0.0000	0	0.0000	0	0.0000	10623
	Foreign Nationals		2	286	0	0	286	0.0003	286	0	286	0.0003	0	0.0000	0	0.0000	0	0.0000	286
	Hindu Undivided Family		436	219779	0	0	219779	0.2577	219779	0	219779	0.2577	0	0.0000	0	0.0000	0	0.0000	219779
	Non Resident Indians (Repatriable)		154	85927	0	0	85927	0.1008	85927	0	85927	0.1008	0	0.0000	0	0.0000	0	0.0000	78151
	Non Resident Indians (Non Repatriable)		126	84843	0	0	84843	0.0995	84843	0	84843	0.0995	0	0.0000	0	0.0000	0	0.0000	84843
	Clearing Member		60	12961	0	0	12961	0.0152	12961	0	12961	0.0152	0	0.0000	0	0.0000	0	0.0000	12961
	Market Maker		9	3383	0	0	3383	0.0040	3383	0	3383	0.0040	0	0.0000	0	0.0000	0	0.0000	3383
	Bodies Corporate		371	743379	0	0	743379	0.8716	743379	0	743379	0.8716	0	0.0000	0	0.0000	0	0.0000	722764
	<b>Sub Total (B)(3)</b>		<b>19556</b>	<b>7565321</b>	<b>0</b>	<b>0</b>	<b>7565321</b>	<b>8.8707</b>	<b>7565321</b>	<b>0</b>	<b>7565321</b>	<b>8.8707</b>	<b>0</b>	<b>0.0000</b>	<b>0</b>	<b>0.0000</b>	<b>0</b>	<b>0.0000</b>	<b>6548331</b>
	<b>Total Public Shareholding (B)= (B)(1)+(B)(2)+(B)(3)</b>		<b>19626</b>	<b>21321056</b>	<b>0</b>	<b>0</b>	<b>21321056</b>	<b>25.0000</b>	<b>21321056</b>	<b>0</b>	<b>21321056</b>	<b>25.0000</b>	<b>0</b>	<b>0.0000</b>	<b>0</b>	<b>0.0000</b>	<b>0</b>	<b>0.0000</b>	<b>20296023</b>

Details of the shareholders acting as persons in Concert including their Shareholding (No. and %):

Details of Shares which remain unclaimed may be given hear along with details such as number of shareholders, outstanding shares held in demat/unclaimed suspense account, voting rights which are frozen etc.

Note:

(1) PAN would not be displayed on website of Stock Exchange(s).

(2) The above format needs to be disclosed along with the name of following persons: Institutions/Non Institutions holding more than 1% of total number of shares

(3) W.r.t. the information pertaining to Depository Receipts, the same may be disclosed in the respective columns to the extent information available and the balance to be disclosed as held by custodian.

**Linde India Limited**

*Pawan Marda*  
**Pawan Marda**  
**Asst. Vice President &**  
**Company Secretary**

**Linde India Limited**
**Table IV - Statement showing shareholding pattern of the Non Promoter- Non Public shareholder**

Category	Category & Name of the shareholders	PAN	Nos. of shareholders	No. of fully paid up equity shares held	No. of Partly paid-up equity shares held	No. of shares underlying Depository Receipts	Total nos. shares held	Shareholding as a % of total no. of shares (calculated as per SCRR, 1957)	Number of Voting Rights held in each class of securities			No. of Shares Underlying Outstanding convertible securities (including Warrants)	Shareholding, as a % assuming full conversion of convertible securities ( as a percentage of diluted share capital)	Number of Locked in shares		Number of Shares pledged or otherwise encumbered		Number of equity shares held in dematerialised form	
									No of Voting Rights		Total as a % of Voting rights			No. (a)	As a % of total Shares held (b)	No. (a)	As a % of total Shares held (b)		
									Class X	Class y									Total
	(I)	(II)	(III)	(IV)	(V)	(VI)	(VII) = (IV)+(V)+ (VI)	(VIII) As a % of (A+B+C2)	(IX)			(X)	(XI)= (VII)+(X) As a % of (A+B+C2)	(XII)		(XIII)		(XIV)	
1	Custodian/DR Holder		0	0	0	0	0	0.0000	0	0	0	0.0000	0	0.0000	0	0.0000	0	0.0000	0
2	Employee Benefit Trust (under SEBI (Share based Employee Benefit) Regulations, 2014)		0	0	0	0	0	0.0000	0	0	0	0.0000	0	0.0000	0	0.0000	0	0.0000	0
	<b>Total Non-Promoter- Non Public Shareholding (C)= (C)(1)+(C)(2)</b>		<b>0</b>	<b>0</b>	<b>0</b>	<b>0</b>	<b>0</b>	<b>0.0000</b>	<b>0</b>	<b>0</b>	<b>0</b>	<b>0.0000</b>	<b>0</b>	<b>0.0000</b>	<b>0</b>	<b>0.0000</b>	<b>0</b>	<b>0.0000</b>	<b>0</b>

**Note:**

- (1) PAN would not be displayed on website of Stock Exchange(s).
- (2) The above format needs to disclose name of all holders holding more than 1% of total number of shares
- (3) W.r.t. the information pertaining to Depository Receipts, the same may be disclosed in the respective columns to the extent information available

