


(I) (a) Statement Showing Shareholding Pattern


Name of the Company :		Linde India Limited (Formerly BOC India Limited)		
Scrip Code : BSE : 523457 and NSE : LINDEINDIA, Name of the Scrip : Linde India Limited, Class of Security : Equity				
Quarter ended : 30 June 2013				
Partly paid-up shares:-	No. of partly paid-up shares	As a % of total no. of partly paid-up shares	As a % of total no. of shares of the company	
Held by promoter/promoter group	NIL	N.A.	N.A.	
Held by public	NIL	N.A.	N.A.	
Total :	NIL	N.A.	N.A.	
Outstanding convertible securities:-	No. of outstanding securities	As a % of total no. of outstanding convertible securities	As a % of total no. of shares of the company, assuming full conversion of the convertible securities	
Held by promoter/promoter group	NIL	N.A.	N.A.	
Held by public	NIL	N.A.	N.A.	
Total :	NIL	N.A.	N.A.	
Warrants:-	No. of warrants	As a % of total no. of warrants	As a % of total no. of shares of the company, assuming full conversion of warrants	
Held by promoter/promoter group	NIL	N.A.	N.A.	
Held by public	NIL	N.A.	N.A.	
Total :	NIL	N.A.	N.A.	
Total paid-up capital of the company, assuming full conversion of warrants and convertible securities	8,52,84,223 equity shares of Rs. 10/- each fully paid.			N.A.



(1)(a) SHAREHOLDING PATTERN UNDER CLAUSE 35

Name of the Company : Linde India Limited	
Scrip Code : BSE : 523457 and NSE : LINDEINDIA, Class of Security : Equity	
QUARTER ENDED : 30 June 2013	


Category code (I)	Category of shareholder (II)	Number of shareholders (III)	Total number of shares (IV)	Number of shares held in dematerialized form (V)	Total shareholding as a percentage of total number of shares		Shares pledged or otherwise encumbered	
					As a percentage of (A+B) (VI)	As a percentage of (A+B+C) (VII)	Number of shares (VIII)	As a percentage (IX) = (VIII/IV)*100
(A)	Shareholding of Promoter and Promoter Group							
1	Indian							
(a)	Individuals / Hindu Undivided Family	-	-	-	-	-	-	-
(b)	Central Government / State Government(s)	-	-	-	-	-	-	-
(c)	Bodies Corporate	-	-	-	-	-	-	-
(d)	Financial Institutions / Banks	-	-	-	-	-	-	-
(e)	Any Other (specify)	-	-	-	-	-	-	-
	Sub-Total (A)(1)	NIL	NIL	NIL	NIL	NIL	NIL	NIL
2	Foreign							
(a)	Individuals (Non-Resident Individuals/ Foreign Individuals)	-	-	-	-	-	-	-
(b)	Bodies Corporate	1	63,963,167	63,963,167	75.00	75.00	NIL	NIL
(c)	Institutions	-	-	-	-	-	-	-
(d)	Qualified Foreign Investor	-	-	-	-	-	-	-
(e)	Any Other (specify)	-	-	-	-	-	-	-
	Sub-Total (A)(2)	1	63,963,167	63,963,167	75.00	75.00	NIL	NIL
	Total Shareholding of Promoter and Promoter Group (A)=(A)(1)+(A)(2)	1	63,963,167	63,963,167	75.00	75.00	NIL	NIL



(I)(b) Statement showing holding of securities (including shares, warrants, convertible securities) of persons belonging to the category "Promoter and Promoter Group"

Sr. No.	Name of the shareholder	Details of Shares held		Encumbered shares (*)			Details of warrants			Details of convertible securities		Total shares (including underlying shares assuming full conversion of warrants and convertible securities) as a % of diluted share capital
		Number of shares held	As a % of grand total (A)+(B)+(C)	No.	As a percentage	As a % of grand total (A)+(B)+(C) of sub-clause (I)(a)	Number of warrants held	As a % total number of warrants of the same class	Number of convertible securities held	As a % total number of convertible securities of the same class		
(i)	(ii)	(iii)	(iv)	(v)	(vi)=(v)/(iii)*100	(vii)	(ix)	(x)	(xi)	(xii)		
1	The BOC Group Ltd., U.K., a part of The Linde Group	63,963,167	75.00	NIL	NIL	NIL	NIL	NIL	NIL	NIL	75.00	
	TOTAL:	63,963,167	75.00	NIL	NIL	NIL	NIL	NIL	NIL	NIL	75.00	

(*) The term "encumbrance" has the same meaning as assigned to it in regulation 28(3) of the SAST Regulations, 2011



(D)(c)(i) Statement showing holding of securities (including shares, warrants, convertible securities) of persons belonging to the category "Public" and holding more than 1% of the total number of shares

Sr. No.	Name of the shareholder	Number of shares held	Shares as a percentage of total number of shares (i.e., Grand Total (A)+(B)+(C) indicated in Statement at para (1)(a) above)	Details of warrants		Details of convertible securities		Total shares (including underlying shares assuming full conversion of warrants and convertible securities) as a % of diluted share capital
				Number of warrants held	As a % total number of warrants of the same class	Number of convertible securities held	% w.r.t total number of convertible securities of the same class	
1	Reliance Capital Trustee Co. Ltd. A/c Reliance Equity Opportunities Fund	1,560,000	1.83	NIL	NIL	NIL	NIL	1.83
2	Aberdeen Asian Smaller Companies Investment Trust Plc.	1,450,000	1.70	NIL	NIL	NIL	NIL	1.70
3	Reliance Capital Trustee Co. Ltd. A/c Reliance Regular Savings Fund	1,181,598	1.39	NIL	NIL	NIL	NIL	1.39
4	National Westminster Bank Plc. as Depository of First State Indian Subcommitment Fund a Sub Fund of First State Investments IC	1,113,959	1.31	NIL	NIL	NIL	NIL	1.31
5	Reliance Capital Trustee Co. Ltd. A/c Reliance Growth Fund	1,000,000	1.17	NIL	NIL	NIL	NIL	1.17
6	Reliance Capital Trustee Co. Ltd. A/c Reliance Natural Resources Fund	964,189	1.13	NIL	NIL	NIL	NIL	1.13
7	The Scottish Oriental Smaller Companies Trust Plc.	917,598	1.07	NIL	NIL	NIL	NIL	1.07
	TOTAL :	8,187,344	9.60	NIL	NIL	NIL	NIL	9.60



(D)(c)(ii) Statement showing holding of securities (including shares, warrants, convertible securities) of persons (together with PAC) belonging to the category "Public" and holding more than 5% of the total number of shares of the Company

Sr. No.	Name(s) of the shareholder(s) and the Persons Acting in Concert (PAC) with them	Number of shares	+	Details of warrants		Details of convertible securities		Total shares (including underlying shares assuming full conversion of warrants and convertible securities) as a % of diluted share capital
				Number of warrants held	As a % total number of warrants of the same class	Number of convertible securities held	% w.r.t total number of convertible securities of the same class	
1	NIL	NIL	NIL	NIL	NIL	NIL	NIL	NIL
	TOTAL:	NIL	NIL	NIL	NIL	NIL	NIL	NIL



(D)(d) Statement showing details of locked-in shares


Sr. No.	Name of the shareholder	Number of locked-in shares	Locked-in shares as a percentage of total number of shares {i.e., Grand Total (A)+(B)+(C) indicated in Statement at para (D)(a) above}
1	NIL	NIL	NIL
TOTAL:		NIL	NIL



(II)(a) Statement showing details of Depository Receipts (DRs)

Sr. No.	Type of outstanding DR (ADRs, GDRs, SDRs, etc.)	Number of outstanding DRs	Number of shares underlying outstanding DRs	Shares underlying outstanding DRs as a percentage of total number of shares {i.e., Grand Total (A)+(B)+(C) indicated in Statement at para (I)(a) above}
1	N.A.	N.A.	N.A.	N.A.
TOTAL:		NIL	NIL	NIL

Linde India Limited



Pawan Mahto
Asst. Vice President &
Company Secretary