

Sect/75

8 October 2015

The Secretary
The Calcutta Stock Exchange Limited
7 Lyons Range
Kolkata - 700 001

[By E-mail & Hand]

The General Manager
Department of Corporate Services
BSE Limited
New Trading Ring, Rotunda Building 1st Floor
P.J.Towers, Dalal Street
Fort, Mumbai - 400 001

[By E-mail, Listing Centre & Courier]

The Manager
Listing Department
National Stock Exchange of India Limited
Exchange Plaza, 5th Floor
Plot No.C/1, G- Block
Bandra Kurla Complex, Bandra (E)
Mumbai - 400 051

[By E-mail & NEAPS]

Dear Sir/Madam,

Shareholding Pattern as on 30 September 2015

We are pleased to enclose a statement showing Shareholding Pattern in our Company as on quarter ended 30 September 2015 in the format prescribed in Clause 35 of the Listing Agreement.

This may be treated as compliance with Clause 35 of the Listing Agreement.

Thanking you,

Yours faithfully,



Pawan Marda
Asst. Vice President & Company Secretary


Encl: as above

(I) (a) Statement Showing Shareholding Pattern

| | | | |
|--|---|---|--|
| Name of the Company : | Linde India Limited | | |
| Scrip Code : BSE : 523457 and NSE : LINDEINDIA, Name of the Scrip : Linde India Limited, Class of Security : | Equity | | |
| Quarter ended : | 30 September 2015 | | |
| Partly paid-up shares:- | No. of partly paid-up shares | As a % of total no. of partly paid-up shares | As a % of total no. of shares of the company |
| Held by promoter/promoter group | NIL | N.A. | N.A. |
| Held by public | NIL | N.A. | N.A. |
| Total : | NIL | N.A. | N.A. |
| Outstanding convertible securities:- | No. of outstanding securities | As a % of total no. of outstanding convertible securities | As a % of total no. of shares of the company, assuming full conversion of the convertible securities |
| Held by promoter/promoter group | NIL | N.A. | N.A. |
| Held by public | NIL | N.A. | N.A. |
| Total : | NIL | N.A. | N.A. |
| Warrants:- | No. of warrants | As a % of total no. of warrants | As a % of total no. of shares of the company, assuming full conversion of warrants |
| Held by promoter/promoter group | NIL | N.A. | N.A. |
| Held by public | NIL | N.A. | N.A. |
| Total : | NIL | N.A. | N.A. |
| Total paid-up capital of the company, assuming full conversion of warrants and convertible securities | 85,284,223 equity shares of Rs. 10/- each fully paid. | | |



| Category code | Category of shareholder | Number of shareholders | Total number of shares | Number of shares held in dematerialized form | Total shareholding as a percentage of total number of shares | | Shares pledged or otherwise encumbered | |
|---------------|--|------------------------|------------------------|--|--|----------------------------|--|---------------------|
| | | | | | As a percentage of (A+B) | As a percentage of (A+B+C) | Number of shares | As a percentage |
| (I) | (II) | (III) | (IV) | (V) | (VI) | (VII) | (VIII) | (IX) = (VIII/IV)*10 |
| (A) | Shareholding of Promoter and Promoter Group | | | | | | | |
| 1 | Indian | | | | | | | |
| (a) | Individuals / Hindu Undivided Family | - | - | - | - | - | - | - |
| (b) | Central Government / State Government(s) | - | - | - | - | - | - | - |
| (c) | Bodies Corporate | - | - | - | - | - | - | - |
| (d) | Financial Institutions / Banks | - | - | - | - | - | - | - |
| (e) | Any Other (specify) | - | - | - | - | - | - | - |
| | Sub-Total (A)(1) | NIL | NIL | NIL | NIL | NIL | NIL | NIL |
| 2 | Foreign | | | | | | | |
| (a) | Individuals (Non-Resident Individuals / Foreign Individuals) | - | - | - | - | - | - | - |
| (b) | Bodies Corporate | 1 | 63,963,167 | 63,963,167 | 75.00 | 75.00 | NIL | NIL |
| (c) | Institutions | - | - | - | - | - | - | - |
| (d) | Qualified Foreign Investor | - | - | - | - | - | - | - |
| (e) | Any Other (specify) | - | - | - | - | - | - | - |
| | Sub-Total (A)(2) | 1 | 63,963,167 | 63,963,167 | 75.00 | 75.00 | NIL | NIL |
| | Total Shareholding of Promoter and Promoter Group (A)=(A)(1)+(A)(2) | 1 | 63,963,167 | 63,963,167 | 75.00 | 75.00 | NIL | NIL |



| | | | | | | | | |
|------------|---|---------------|-------------------|-------------------|---------------|---------------|-------------|-------------|
| (B) | Public shareholding | | | | | | | |
| 1 | Institutions | | | | | | N.A. | N.A. |
| (a) | Mutual Funds / UTI | 11 | 6,661,806 | 6,661,298 | 7.81 | 7.81 | | |
| (b) | Financial Institutions / Banks | 33 | 14,942 | 7,969 | 0.02 | 0.02 | | |
| (c) | Central Government/State Government(s) | 1 | 29 | 0 | 0.00 | 0.00 | | |
| (d) | Venture Capital Funds | - | - | - | - | - | | |
| (e) | Insurance Companies | 2 | 765,692 | 765,592 | 0.90 | 0.90 | | |
| (f) | Foreign Institutional Investors | 12 | 6,946,532 | 6,945,999 | 8.15 | 8.15 | | |
| (g) | Foreign Venture Capital Investors | - | - | - | - | - | | |
| (h) | Qualified Foreign Investor | - | - | - | - | - | | |
| (i) | Any Other (specify) | - | - | - | - | - | | |
| | Sub-Total (B)(1) | 59 | 14,389,001 | 14,380,858 | 16.87 | 16.87 | | |
| 2 | Non-institutions | | | | | | N.A. | N.A. |
| (a) | Bodies Corporate | 375 | 384,738 | 364,046 | 0.45 | 0.45 | | |
| (b) | Individuals | | | | | | | |
| | i. Individual shareholders holding nominal share capital up to Rs. 1 lakh. | 17,936 | 4,077,360 | 3,052,945 | 4.78 | 4.78 | | |
| | ii. Individual shareholders holding nominal share capital in excess of Rs. 1 lakh. | 32 | 1,634,568 | 1,622,568 | 1.92 | 1.92 | | |
| (c) | Qualified Foreign Investor | - | - | - | - | - | | |
| (d) | Any Other (Specify) | | | | | | | |
| | 1. Directors | 3 | 600 | 400 | 0.00 | 0.00 | | |
| | 2. Relatives | - | - | - | - | - | | |
| | 3. Clearing Member | 46 | 11,675 | 11,675 | 0.01 | 0.01 | | |
| | 4. Market Maker | 21 | 7,394 | 7,394 | 0.01 | 0.01 | | |
| | 5. Trust | 9 | 8,690 | 8,690 | 0.01 | 0.01 | | |
| | 6. Office Bearers | - | - | - | - | - | | |
| | 7. Non Resident Indians | 140 | 77,757 | 68,822 | 0.09 | 0.09 | | |
| | 8. Non Resident (Non Repatriable) | 105 | 58,630 | 58,630 | 0.07 | 0.07 | | |
| | 9. Hindu Undivided Family | 402 | 169,547 | 169,547 | 0.20 | 0.20 | | |
| | 10. Foreign Portfolio Investor (Corporate) | 2 | 500,810 | 500,810 | 0.59 | 0.59 | | |
| | 11. Foreign National | 2 | 286 | 286 | 0.00 | 0.00 | | |
| | 12. Foreign Company | - | - | - | - | - | | |
| | Sub-Total (B)(2) | 19,073 | 6,932,055 | 5,865,813 | 8.13 | 8.13 | N.A. | N.A. |
| | Total Public Shareholding (B)=(B)(1)+(B)(2) | 19,132 | 21,321,056 | 20,246,671 | 25.00 | 25.00 | N.A. | N.A. |
| | TOTAL (A)+(B) | 19,133 | 85,284,223 | 84,209,838 | 100.00 | 100.00 | N.A. | N.A. |
| (C) | Shares held by Custodians and against which Depository Receipts have been issued | | | | | | | |
| | 1 Promoter & Promoter Group | NIL | NIL | NIL | NIL | NIL | NIL | NIL |
| | 2 Public | NIL | NIL | NIL | NIL | NIL | N.A. | N.A. |
| | GRAND TOTAL (A)+(B)+(C) | 19,133 | 85,284,223 | 84,209,838 | 100.00 | 100.00 | NIL | NIL |


Linde India Limited

Pawan Marda
Asst. Vice President &
Company Secretary

(I)(b) Statement showing holding of securities (including shares, warrants, convertible securities) of persons belonging to the category "Promoter and Promoter Group"


| Sr. No. | Name of the shareholder | Details of Shares held | | Encumbered shares (*) | | | Details of warrants | | Details of convertible securities | | Total shares (including underlying shares assuming full conversion of warrants and convertible securities) as a % of diluted share capital |
|----------------|---|------------------------|-----------------------------------|-----------------------|--------------------|--|-------------------------|---|---------------------------------------|---|--|
| | | Number of shares held | As a % of grand total (A)+(B)+(C) | No. | As a percentage | As a % of grand total (A)+(B)+(C) of sub-clause (I)(a) | Number of warrants held | As a % total number of warrants of the same class | Number of convertible securities held | As a % total number of convertible securities of the same class | |
| (I) | (II) | (III) | (IV) | (V) | (VI)=(V)/(III)*100 | (VII) | (VIII) | (IX) | (X) | (XI) | (XII) |
| 1 | The BOC Group Ltd., U.K., a part of The Linde Group | 63,963,167 | 75.00 | NIL | NIL | NIL | NIL | NIL | NIL | NIL | 75.00 |
| TOTAL : | | 63,963,167 | 75.00 | NIL | NIL | NIL | NIL | NIL | NIL | NIL | 75.00 |

(*) The term "encumbrance" has the same meaning as assigned to it in regulation 28(3) of the SAST Regulations, 2011



(D)(c)(i) Statement showing holding of securities (including shares, warrants, convertible securities) of persons belonging to the category "Public" and holding more than 1% of the total number of shares

| Sr. No. | Name of the shareholder | Number of shares held | Shares as percentage of total number of shares (i.e., Grand Total (A)+(B)+(C) indicated in Statement at para (I)(a) above) | Details of warrants | | Details of convertible securities | | Total shares (including underlying shares assuming full conversion of warrants and convertible securities) as a % of diluted share capital |
|----------------|--|-----------------------|--|-------------------------|---|---------------------------------------|--|--|
| | | | | Number of warrants held | As a % total number of warrants of the same class | Number of convertible securities held | % w.r.t total number of convertible securities of the same class | |
| 1 | Reliance Capital Trustee Co. Ltd. A/c Reliance Equity Opportunities Fund | 2,150,858 | 2.52 | NIL | NIL | NIL | NIL | 2.52 |
| 2 | Aberdeen Asian Smaller Companies Investment Trust Plc. | 1,674,000 | 1.96 | NIL | NIL | NIL | NIL | 1.96 |
| 3 | National Westminster Bank Plc. as Depository of First State Indian Subcontinent Fund, a Sub Fund of First State Investments ICVC | 1,511,708 | 1.77 | NIL | NIL | NIL | NIL | 1.77 |
| 4 | Reliance Capital Trustee Co. Ltd. A/c Reliance Tax Saver (ELSS) Fund | 1,481,400 | 1.74 | NIL | NIL | NIL | NIL | 1.74 |
| 5 | Reliance Capital Trustee Co. Ltd. A/c Reliance Vision Fund | 1,350,000 | 1.58 | NIL | NIL | NIL | NIL | 1.58 |
| 6 | The Scottish Oriental Smaller Companies Trust Plc. | 1,189,448 | 1.40 | NIL | NIL | NIL | NIL | 1.40 |
| 7 | Reliance Capital Trustee Co. Ltd. A/c Reliance Regular Savings Fund-Equity Option | 1,000,000 | 1.17 | NIL | NIL | NIL | NIL | 1.17 |
| 8 | Pacific Assets Trust PLC | 893,074 | 1.05 | NIL | NIL | NIL | NIL | 1.05 |
| TOTAL : | | 11,250,488 | 13.19 | NIL | NIL | NIL | NIL | 13.19 |



(I)(c)(ii) Statement showing holding of securities (including shares, warrants, convertible securities) of persons (together with PAC) belonging to the category "Public" and holding more than 5% of the total number of shares of the Company

| Sr. No. | Name of the shareholder | Number of shares held | Shares as percentage of total number of shares (i.e., Grand Total (A)+(B)+(C) indicated in Statement at para (I)(a) above} | Details of warrants | | Details of convertible securities | | Total shares (including underlying shares assuming full conversion of warrants and convertible securities) as a % of diluted share capital |
|----------------|--|-----------------------|--|-------------------------|---|---------------------------------------|---|--|
| | | | | Number of warrants held | As a % total number of warrants of the same class | Number of convertible securities held | % w.r.t. total number of convertible securities of the same class | |
| 1 | Reliance Capital Trustee Co. Ltd. through Reliance Equity Opportunities Fund, Reliance Tax Saver (ELSS) Fund, Reliance Vision Fund, Reliance Regular Savings Fund Equity Option, Reliance Capital Builder Fund - SR B, Reliance Close Ended Equity Fund Series A and B, Reliance Close Ended Equity Fund II Series A, Reliance Dual Advantage FTF III Plan B | 6,661,298 | 7.81 | NIL | NIL | NIL | NIL | 7.81 |
| TOTAL : | | 6,661,298 | 7.81 | NIL | NIL | NIL | NIL | 7.81 |



(I)(d) Statement showing details of locked-in shares


| Sr. No. | Name of the shareholder | Number of locked-in shares | Locked-in shares as a percentage of total number of shares {i.e., Grand Total (A)+(B)+(C) indicated in Statement at para (I)(a) above} |
|----------------|-------------------------|----------------------------|--|
| 1 | NIL | NIL | NIL |
| TOTAL : | | NIL | NIL |



(II)(a) Statement showing details of Depository Receipts (DRs)

| Sr. No. | Type of outstanding DR (ADRs, GDRs, SDRs, etc.) | Number of outstanding DRs | Number of shares underlying outstanding DRs | Shares underlying outstanding DRs as a percentage of total number of shares {i.e., Grand Total (A)+(B)+(C) indicated in Statement at para (I)(a) above} |
|----------------|---|---------------------------|---|---|
| 1 | N.A. | N.A. | N.A. | N.A. |
| TOTAL : | | NIL | NIL | NIL |

Linde India Limited


Pawan Marda
Asst. Vice President &
Company Secretary