

Sect/4

19 January 2016

The General Manager
Department of Corporate Services
BSE Limited
New Trading Ring, Rotunda Building 1st Floor
P.J.Towers, Dalal Street
Fort, Mumbai – 400 001

[By E-mail & BSE Listing Centre]

The Manager
Listing Department
National Stock Exchange of India Limited
Exchange Plaza, 5th Floor
Plot No.C/1, G- Block
Bandra Kurla Complex, Bandra (E)
Mumbai – 400 051

[By E-mail & NSE NEAPS]

Dear Sir/Madam,


Shareholding Pattern as on 31 December 2015

We are pleased to enclose a statement showing Shareholding Pattern in our Company as on quarter ended 31 December 2015 in the format prescribed in Regulation 31(1)(b) of the SEBI (Listing Obligations and Disclosure Requirements) Regulations, 2015.

We trust you will find the above in order.

Thanking you.

Yours faithfully,



Pawan Marda
Asst. Vice President & Company Secretary

Encl: as above


Shareholding Pattern under Regulation 31 of SEBI (Listing Obligations and Disclosure Requirements) Regulations, 2015

1. Name of Listed Entity : **Linde India Limited**
2. Scrip Code : BSE : **523457** and NSE : **LINDEINDIA** / Name of Scrip : **Linde India Limited** / Class of Security : **Equity**
3. Share Holding Pattern Filed under : Reg. 31(1)(a)/Reg. 31(1)(b)/Reg.31(1)(c)
 - a. If under 31(1)(b) then indicate the report for Quarter ending : **31 December 2015**
 - b. If under 31(1)(c) then indicate date of allotment / extinguishment : **Not Applicable**
4. **Declaration:** The Listed entity is required to submit the following declaration to the extent of submission of information:-

	Particulars	Yes*	No*
1	Whether the Listed Entity has issued any partly paid up shares?	-	No
2	Whether the Listed Entity has issued any Convertible Securities or Warrants?	-	No
3	Whether the Listed Entity has any shares against which depository receipts are issued?	-	No
4	Whether the Listed Entity has any shares in locked-in?	-	No
5	Whether any shares held by promoters are pledge or otherwise encumbered?	-	No


* If the Listed Entity selects the option 'No' for the questions above, the columns for the partly paid up shares, Outstanding Convertible Securities/Warrants, depository receipts, locked-in shares, No of shares pledged or otherwise encumbered by promoters, as applicable, shall not be displayed at the time of dissemination on the Stock Exchange website. Also wherever there is 'No' declared by Listed Entity in above table the values will be considered as 'Zero' by default on submission of the format of holding of specified securities.

5. The tabular format for disclosure of holding of specified securities is as follows :-



Linde India Limited
Table I - Summary Statement holding of specified securities

Category	Category of shareholder	Nos. of shareholders	No. of fully paid up equity shares held	No. of Partly paid-up equity shares held	No. of shares underlying Depository Receipts	Total nos. shares held	Shareholding as a % of total no. of shares (calculated as per SCRR, 1957)	Number of Voting Rights held in each class of securities			No. of Shares Underlying Outstanding convertible securities (including Warrants)	Shareholding, as a % assuming full conversion of convertible securities (as a percentage of diluted share capital)	Number of Locked in shares		Number of Shares pledged or otherwise encumbered		Number of equity shares held in dematerialised form	
								No of Voting Rights					Total as a % of (A+B+C)	No.	As a % of total Shares held (b)	No.		As a % of total Shares held (b)
								Class (Equity)	Class eg: y	Total								
(I)	(II)	(III)	(IV)	(V)	(VI)	(VII) = (IV)+(V)+ (VI)	(VIII) As a % of (A+B+C2)	(IX)			(X)	(XI)= (VII)+(X) As a % of (A+B+C2)	(XII)		(XIII)		(XIV)	
(A)	Promoter & Promoter Group	1	63963167	0	0	63963167	75.0000	63963167	0	63963167	75.0000	0	0.0000	0	0.0000	0	0.0000	63963167
(B)	Public	19131	21321056	0	0	21321056	25.0000	21321056	0	21321056	25.0000	0	0.0000	0	0.0000	0	0.0000	20258802
(C)	Non Promoter - Non Public	0	0	0	0	0	0.0000	0	0	0	0.0000	0	0.0000	0	0.0000	0	0.0000	0
(C1)	Shares Underlying DRs	0	0	0	0	0	0.0000	0	0	0	0.0000	0	0.0000	0	0.0000	0	0.0000	0
(C2)	Shares Held By Employee Trust	0	0	0	0	0	0.0000	0	0	0	0.0000	0	0.0000	0	0.0000	0	0.0000	0
	Total	19132	85284223	0	0	85284223	100.0000	85284223	0	85284223	100.0000	0	0.0000	0	0.0000	0	0.0000	84221969



Linde India Limited

Table II Statement showing shareholding pattern of the Promoter and Promoter Group


Category	Category & Name of the shareholders	PAN	Nos. of shareholders	No. of fully paid up equity shares held	No. of Partly paid-up equity shares held	No. of shares underlying Depository Receipts	Total nos. shares held	Shareholding as a % of total no. of shares (calculated as per SCRR, 1957)	Number of Voting Rights held in each class of securities			No. of Shares Underlying Outstanding convertible securities (including Warrants)	Shareholding, as a % assuming full conversion of convertible securities (as a percentage of diluted share capital)	Number of Locked in shares		Number of Shares pledged or otherwise encumbered		Number of equity shares held in dematerialised form	
									No of Voting Rights		Total as a % of Total Voting reghs			No. (a)	As a % of total Shares held (b)	No. (a)	As a % of total Shares held (b)		
									Class (Equity)	Class : y									Total
	(I)	(II)	(III)	(IV)	(V)	(VI)	(VII) = (IV)+(V)+ (VI)	(VIII) As a % of (A+B+C2)	(IX)			(X)	(XI)= (VII)+(X) As a % of (A+B+C2)	(XII)		(XIII)		(XIV)	
1	Indian																		
(a)	Individuals / Hindu Undivided Family		0	0	0	0	0	0.0000	0	0	0	0.0000	0	0.0000	0	0.0000	0	0.0000	0
(b)	Central Government / State Government(s)		0	0	0	0	0	0.0000	0	0	0	0.0000	0	0.0000	0	0.0000	0	0.0000	0
(c)	Financial Institutions / Banks		0	0	0	0	0	0.0000	0	0	0	0.0000	0	0.0000	0	0.0000	0	0.0000	0
(d)	Any Other (Specify)		0	0	0	0	0	0.0000	0	0	0	0.0000	0	0.0000	0	0.0000	0	0.0000	0
	Sub Total (A)(1)		0	0	0	0	0	0.0000	0	0	0	0.0000	0	0.0000	0	0.0000	0	0.0000	0
2	Foreign																		
(a)	Individuals (Non-Resident Individuals / Foreign Individuals)		0	0	0	0	0	0.0000	0	0	0	0.0000	0	0.0000	0	0.0000	0	0.0000	0
(b)	Government		0	0	0	0	0	0.0000	0	0	0	0.0000	0	0.0000	0	0.0000	0	0.0000	0
(c)	Institutions		0	0	0	0	0	0.0000	0	0	0	0.0000	0	0.0000	0	0.0000	0	0.0000	0
(d)	Foreign Portfolio Investor		0	0	0	0	0	0.0000	0	0	0	0.0000	0	0.0000	0	0.0000	0	0.0000	0
(e)	Any Other (Specify)		1	63963167	0	0	63963167	75.0000	63963167	0	63963167	75.0000	0	0.0000	0	0.0000	0	0.0000	63963167
	The BOC Group Limited [Body Corporate]	AACCT6494J	1	63963167	0	0	63963167	75.0000	63963167	0	63963167	75.0000	0	0.0000	0	0.0000	0	0.0000	63963167
	Sub Total (A)(2)		1	63963167	0	0	63963167	75.0000	63963167	0	63963167	75.0000	0	0.0000	0	0.0000	0	0.0000	63963167
	Total Shareholding of Promoter and Promoter Group (A)= (A)(1)+(A)(2)		1	63963167	0	0	63963167	75.0000	63963167	0	63963167	75.0000	0	0.0000	0	0.0000	0	0.0000	63963167

Details of Shares which remain unclaimed may be given hear along with details such as number of shareholders, outstanding shares held in demat/unclaimed suspense account, voting rights which are frozen etc.

Note:

(1) PAN would not be displayed on website of Stock Exchange(s)

(2) The term 'Encumbrance' has the same meaning as assigned under regulation 28(3) of SEBI (Substantial Acquisition of Shares and Takeovers) Regulations, 2011.



Linde India Limited

Table III - Statement showing shareholding pattern of the Public shareholder

Category	Category & Name of the shareholders	PAN	Nos. of shareholders	No. of fully paid up equity shares held	No. of Partly paid-up equity shares held	No. of shares underlying Depository Receipts	Total nos. shares held	Shareholding as a % of total no. of shares (calculated as per SCRR, 1957)	Number of Voting Rights held in each class of securities			No. of Shares Underlying Outstanding convertible securities (including Warrants)	Shareholding, as a % assuming full conversion of convertible securities (as a percentage of diluted share capital)	Number of Locked in shares		Number of Shares pledged or otherwise encumbered		Number of equity shares held in dematerialised form	
									No of Voting Rights					Total as a % of Total Voting rights	No. (a)	As a % of total Shares held (b)	No. (a)		As a % of total Shares held (b)
									Class (Equity)	Class y	Total								
	(I)	(II)	(III)	(IV)	(V)	(VI)	(VII) = (IV)+(V)+(VI)	(VIII) As a % of (A+B+C2)	(IX)			(X)	(XI) = (VII)+(X) As a % of (A+B+C2)	(XII)	(XIII)		(XIV)		
1	Institutions																		
(a)	Mutual Fund		11	6661806	0	0	6661806	7.8113	6661806	0	6661806	7.8113	0	0.0000	0	0.0000	0	0.0000	6661298
	Reliance Capital Trustee Co. Ltd. through Reliance Equity Opportunities Fund, Reliance Tax Saver (ELSS) Fund, Reliance Vision Fund, Reliance Regular Savings Fund-Equity Option, Reliance Capital Builder Fund - SR B, Reliance Close Ended Equity Fund Series A and B, Reliance Close Ended Equity Fund II Series A, Reliance Dual Advantage FTF III Plan B	AAATR0090B	9	6661298	0	0	6661298	0.0000	6661298	0	6661298	7.8113	0	0.0000	0	0.0000	0	0.0000	6661298
(b)	Venture Capital Funds		0	0	0	0	0	0.0000	0	0	0	0.0000	0	0.0000	0	0.0000	0	0.0000	0
(c)	Alternate Investment Funds		0	0	0	0	0	0.0000	0	0	0	0.0000	0	0.0000	0	0.0000	0	0.0000	0
(d)	Foreign Venture Capital Investors		0	0	0	0	0	0.0000	0	0	0	0.0000	0	0.0000	0	0.0000	0	0.0000	0
(e)	Foreign Portfolio Investor		2	534634	0	0	534634	0.6269	534634	0	534634	0.6269	0	0.0000	0	0.0000	0	0.0000	534634
(f)	Financial Institutions / Banks		34	17186	0	0	17186	0.0202	17186	0	17186	0.0202	0	0.0000	0	0.0000	0	0.0000	10213
(g)	Insurance Companies		2	765692	0	0	765692	0.8978	765692	0	765692	0.8978	0	0.0000	0	0.0000	0	0.0000	765592
(h)	Provident Funds / Pension Funds		0	0	0	0	0	0.0000	0	0	0	0.0000	0	0.0000	0	0.0000	0	0.0000	0
(i)	Any Other (Specify)																		
	Foreign Institutional Investors		12	6937638	0	0	6937638	8.1347	6937638	0	6937638	8.1347	0	0.0000	0	0.0000	0	0.0000	6937105
	Aberdeen Asian Smaller Companies Investment Trust Plc	AAACA7241C		1674000	0	0	1674000	1.9628	1674000	0	1674000	1.9628	0	0.0000	0	0.0000	0	0.0000	1674000
	National Westminster Bank Plc As Depository of First State Indian Subcontinent Fund A Sub Fund of First State Investments ICVC	AABCF0154C		1511708	0	0	1511708	1.7726	1511708	0	1511708	1.7726	0	0.0000	0	0.0000	0	0.0000	1511708
	The Scottish Oriental Smaller Companies Trust plc	AAFCS8093R		1180554	0	0	1180554	1.3843	1180554	0	1180554	1.3843	0	0.0000	0	0.0000	0	0.0000	1180554
	Pacific Assets Trust Plc	AAACP7265R		893074	0	0	893074	1.0472	893074	0	893074	1.0472	0	0.0000	0	0.0000	0	0.0000	893074
	Sub Total (B)(1)		61	14916956	0	0	14916956	17.4905	14916956	0	14916956	17.4905	0	0.0000	0	0.0000	0	0.0000	14908842
2	Central Government/ State Government(s)/ President of India																		
	Central Government / State Government(s)		1	29	0	0	29	0.0000	29	0	29	0.0000	0	0.0000	0	0.0000	0	0.0000	0
	Sub Total (B)(2)		1	29	0	0	29	0.0000	29	0	29	0.0000	0	0.0000	0	0.0000	0	0.0000	0
3	Non-Institutions																		
(a)	Individuals																		
	i. Individual shareholders holding nominal share capital up to Rs. 2 lakhs.		17969	4350421	0	0	4350421	5.1011	4350421	0	4350421	5.1011	0	0.0000	0	0.0000	0	0.0000	3326137
	ii. Individual shareholders holding nominal share capital in excess of Rs. 2 lakhs.		14	1398045	0	0	1398045	1.6393	1398045	0	1398045	1.6393	0	0.0000	0	0.0000	0	0.0000	1398045
(b)	NBFCs registered with RBI		0	0	0	0	0	0.0000	0	0	0	0.0000	0	0.0000	0	0.0000	0	0.0000	0
(c)	Employee Trusts		0	0	0	0	0	0.0000	0	0	0	0.0000	0	0.0000	0	0.0000	0	0.0000	0
(d)	Overseas Depositories (holding DRs) (balancing figure)		0	0	0	0	0	0.0000	0	0	0	0.0000	0	0.0000	0	0.0000	0	0.0000	0
(e)	Any Other (Specify)		1086	655605	0	0	655605	0.7687	655605	0	655605	0.7687	0	0.0000	0	0.0000	0	0.0000	625778
	Directors		3	600	0	0	600	0.0007	600	0	600	0.0007	0	0.0000	0	0.0000	0	0.0000	400
	Trusts		8	7954	0	0	7954	0.0093	7954	0	7954	0.0093	0	0.0000	0	0.0000	0	0.0000	7954
	Foreign Nationals		2	286	0	0	286	0.0003	286	0	286	0.0003	0	0.0000	0	0.0000	0	0.0000	286
	Hindu Undivided Family		418	175944	0	0	175944	0.2063	175944	0	175944	0.2063	0	0.0000	0	0.0000	0	0.0000	175944
	Non Resident Indians (Repatriable)		140	80624	0	0	80624	0.0945	80624	0	80624	0.0945	0	0.0000	0	0.0000	0	0.0000	71689
	Non Resident Indians (Non Repatriable)		109	58789	0	0	58789	0.0689	58789	0	58789	0.0689	0	0.0000	0	0.0000	0	0.0000	58789
	Clearing Member		32	17628	0	0	17628	0.0207	17628	0	17628	0.0207	0	0.0000	0	0.0000	0	0.0000	17628
	Market Maker		17	7560	0	0	7560	0.0089	7560	0	7560	0.0089	0	0.0000	0	0.0000	0	0.0000	7560
	Bodies Corporate		357	306220	0	0	306220	0.3591	306220	0	306220	0.3591	0	0.0000	0	0.0000	0	0.0000	285528
	Sub Total (B)(3)		19069	6404071	0	0	6404071	7.5091	6404071	0	6404071	7.5091	0	0.0000	0	0.0000	0	0.0000	5349960
	Total Public Shareholding (B) = (B)(1)+(B)(2)+(B)(3)		19131	21321056	0	0	21321056	25.0000	21321056	0	21321056	25.0000	0	0.0000	0	0.0000	0	0.0000	20258802

Details of the shareholders acting as persons in Concert including their Shareholding (No. and %):

Details of Shares which remain unclaimed may be given here along with details such as number of shareholders, outstanding shares held in demat/unclaimed suspense account, voting rights which are frozen etc.

Note:

(1) PAN would not be displayed on website of Stock Exchange(s).

(2) The above format needs to be disclosed along with the name of following persons: Institutions/Non Institutions holding more than 1% of total number of shares-

(3) W.r.t. the information pertaining to Depository Receipts, the same may be disclosed in the respective columns to the extent information available and the balance to be disclosed as held by custodian.

Linde India Limited

Pawan Marda
Asst. Vice President &
Company Secretary

Linde India Limited

Table IV - Statement showing shareholding pattern of the Non Promoter- Non Public shareholder

Category	Category & Name of the shareholders	PAN	Nos. of shareholders	No. of fully paid up equity shares held	No. of Partly paid-up equity shares held	No. of shares underlying Depository Receipts	Total nos. shares held	Shareholding as a % of total no. of shares (calculated as per SCRR, 1957)	Number of Voting Rights held in each class of securities			No. of Shares Underlying Outstanding convertible securities (including Warrants)	Shareholding, as a % assuming full conversion of convertible securities (as a percentage of diluted share capital)	Number of Locked in shares		Number of Shares pledged or otherwise encumbered		Number of equity shares held in dematerialised form	
									No of Voting Rights		Total as a % of Voting rights			No. (a)	As a % of total Shares held (b)	No. (a)	As a % of total Shares held (b)		
									Class X	Class y									Total
	(I)	(II)	(III)	(IV)	(V)	(VI)	(VII) = (IV)+(V)+ (VI)	(VIII) As a % of (A+B+C2)	(IX)			(X)	(XI)= (VII)+(X) As a % of (A+B+C2)	(XII)		(XIII)		(XIV)	
1	Custodian/DR Holder		0	0	0	0	0	0.0000	0	0	0	0.0000	0	0.0000	0	0.0000	0	0.0000	0
2	Employee Benefit Trust (under SEBI (Share based Employee Benefit) Regulations, 2014)		0	0	0	0	0	0.0000	0	0	0	0.0000	0	0.0000	0	0.0000	0	0.0000	0
	Total Non-Promoter- Non Public Shareholding (C)= (C)(1)+(C)(2)		0	0	0	0	0	0.0000	0	0	0	0.0000	0	0.0000	0	0.0000	0	0.0000	0

Note:

- (1) PAN would not be displayed on website of Stock Exchange(s).
- (2) The above format needs to disclose name of all holders holding more than 1% of total number of shares
- (3) W.r.t. the information pertaining to Depository Receipts, the same may be disclosed in the respective columns to the extent information available

