

Sect/8

16 January 2017

The General Manager
Department of Corporate Services
BSE Limited
New Trading Ring, Rotunda Building 1st Floor
P.J.Towers, Dalal Street
Fort, Mumbai – 400 001

[BSE Listing Centre]

The Manager
Listing Department
National Stock Exchange of India Limited
Exchange Plaza, 5th Floor
Plot No.C/1, G- Block
Bandra Kurla Complex, Bandra (E)
Mumbai – 400 051

[NSE NEAPS]

Dear Sir/Madam,


Shareholding Pattern as on 31 December 2016

We are pleased to enclose a statement showing Shareholding Pattern in our Company as on quarter ended 31 December 2016 in the format prescribed in Regulation 31(1)(b) of the SEBI (Listing Obligations and Disclosure Requirements) Regulations, 2015.

We trust you will find the above in order.

Thanking you.

Yours faithfully,



Pawan Marda
Asst. Vice President & Company Secretary

Encl: as above

Shareholding Pattern under Regulation 31 of SEBI (Listing Obligations and Disclosure Requirements) Regulations, 2015

1. Name of Listed Entity : **Linde India Limited**
2. Scrip Code : **BSE : 523457** and **NSE : LINDEINDIA** / Name of Scrip : **Linde India Limited** / Class of Security : **Equity**
3. Share Holding Pattern Filed under : Reg. 31(1)(a)/Reg. 31(1)(b)/Reg.31(1)(c)
 - a. If under 31(1)(b) then indicate the report for Quarter ending : **31 December 2016**
 - b. If under 31(1)(c) then indicate date of allotment / extinguishment : **Not Applicable**
4. **Declaration:** The Listed entity is required to submit the following declaration to the extent of submission of information:-

	Particulars	Yes*	No*
1	Whether the Listed Entity has issued any partly paid up shares?	-	No
2	Whether the Listed Entity has issued any Convertible Securities or Warrants?	-	No
3	Whether the Listed Entity has any shares against which depository receipts are issued?	-	No
4	Whether the Listed Entity has any shares in locked-in?	-	No
5	Whether any shares held by promoters are pledged or otherwise encumbered?	-	No

* If the Listed Entity selects the option 'No' for the questions above, the columns for the partly paid up shares, Outstanding Convertible Securities/Warrants, depository receipts, locked-in shares, No of shares pledged or otherwise encumbered by promoters, as applicable, shall not be displayed at the time of dissemination on the Stock Exchange website. Also wherever there is 'No' declared by Listed Entity in above table the values will be considered as 'Zero' by default on submission of the format of holding of specified securities.

5. The tabular format for disclosure of holding of specified securities is as follows :-



Linde India Limited

Table I - Summary Statement holding of specified securities

Category	Category of shareholder	Nos. of shareholders	No. of fully paid up equity shares held	No. of Partly paid-up equity shares held	No. of shares underlying Depository Receipts	Total nos. shares held	Shareholding as a % of total no. of shares (calculated as per SCRR, 1957)	Number of Voting Rights held in each class of securities			No. of Shares Underlying Outstanding convertible securities (including Warrants)	Shareholding, as a % assuming full conversion of convertible securities (as a percentage of diluted share capital)	Number of Locked in shares		Number of Shares pledged or otherwise encumbered		Number of equity shares held in dematerialised form	
								No of Voting Rights		Total as a % of (A+B+C)			No. (a)	As a % of total Shares held (b)	No. (a)	As a % of total Shares held (b)		
								Class (Equity)	Class eg: y									Total
(I)	(II)	(III)	(IV)	(V)	(VI)	(VII) = (IV)+(V)+ (VI)	(VIII) As a % of (A+B+C2)	(IX)			(X)	(XI)= (VII)+(X) As a % of (A+B+C2)	(XII)		(XIII)		(XIV)	
(A)	Promoter & Promoter Group	1	63963167	0	0	63963167	75.0000	63963167	0	63963167	75.0000	0	0.0000	0	0.0000	0	0.0000	63963167
(B)	Public	19536	21321056	0	0	21321056	25.0000	21321056	0	21321056	25.0000	0	0.0000	0	0.0000	0	0.0000	20289509
(C)	Non Promoter - Non Public	0	0	0	0	0	0.0000	0	0	0	0.0000	0	0.0000	0	0.0000	0	0.0000	0
(C1)	Shares Underlying DRs	0	0	0	0	0	0.0000	0	0	0	0.0000	0	0.0000	0	0.0000	0	0.0000	0
(C2)	Shares Held By Employee Trust	0	0	0	0	0	0.0000	0	0	0	0.0000	0	0.0000	0	0.0000	0	0.0000	0
	Total	19537	85284223	0	0	85284223	100.0000	85284223	0	85284223	100.0000	0	0.0000	0	0.0000	0	0.0000	84252676




Linde India Limited

Table II Statement showing shareholding pattern of the Promoter and Promoter Group

Category	Category & Name of the shareholders	PAN	Nos. of shareholders	No. of fully paid up equity shares held	No. of Partly paid-up equity shares held	No. of shares underlying Depository Receipts	Total nos. shares held	Shareholding as a % of total no. of shares (calculated as per SCRR, 1957)	Number of Voting Rights held in each class of securities			No. of Shares Underlying Outstanding convertible securities (including Warrants)	Shareholding, as a % assuming full conversion of convertible securities (as a percentage of diluted share capital)	Number of Locked in shares		Number of Shares pledged or otherwise encumbered		Number of equity shares held in dematerialised form	
									No of Voting Rights		Total as a % of Total Voting reghs			No. (a)	As a % of total Shares held (b)	No. (a)	As a % of total Shares held (b)		
									Class (Equity)	Class : y									Total
	(I)	(II)	(III)	(IV)	(V)	(VI)	(VII) = (IV)+(V)+ (VI)	(VIII) As a % of (A+B+C2)	(IX)			(X)	(XI)= (VII)+(X) As a % of (A+B+C2)	(XII)		(XIII)		(XIV)	
1	Indian																		
(a)	Individuals / Hindu Undivided Family		0	0	0	0	0	0.0000	0	0	0	0.0000	0	0.0000	0	0.0000	0	0.0000	0
(b)	Central Government / State Government(s)		0	0	0	0	0	0.0000	0	0	0	0.0000	0	0.0000	0	0.0000	0	0.0000	0
(c)	Financial Institutions / Banks		0	0	0	0	0	0.0000	0	0	0	0.0000	0	0.0000	0	0.0000	0	0.0000	0
(d)	Any Other (Specify)		0	0	0	0	0	0.0000	0	0	0	0.0000	0	0.0000	0	0.0000	0	0.0000	0
	Sub Total (A)(1)		0	0	0	0	0	0.0000	0	0	0	0.0000	0	0.0000	0	0.0000	0	0.0000	0
2	Foreign																		
(a)	Individuals (Non-Resident Individuals / Foreign Individuals)		0	0	0	0	0	0.0000	0	0	0	0.0000	0	0.0000	0	0.0000	0	0.0000	0
(b)	Government		0	0	0	0	0	0.0000	0	0	0	0.0000	0	0.0000	0	0.0000	0	0.0000	0
(c)	Institutions		0	0	0	0	0	0.0000	0	0	0	0.0000	0	0.0000	0	0.0000	0	0.0000	0
(d)	Foreign Portfolio Investor		0	0	0	0	0	0.0000	0	0	0	0.0000	0	0.0000	0	0.0000	0	0.0000	0
(e)	Any Other (Specify)		1	63963167	0	0	63963167	75.0000	63963167	0	63963167	75.0000	0	0.0000	0	0.0000	0	0.0000	63963167
	The BOC Group Limited [Body Corporate]	AACCT6494J	1	63963167	0	0	63963167	75.0000	63963167	0	63963167	75.0000	0	0.0000	0	0.0000	0	0.0000	63963167
	Sub Total (A)(2)		1	63963167	0	0	63963167	75.0000	63963167	0	63963167	75.0000	0	0.0000	0	0.0000	0	0.0000	63963167
	Total Shareholding of Promoter and Promoter Group (A)= (A)(1)+(A)(2)		1	63963167	0	0	63963167	75.0000	63963167	0	63963167	75.0000	0	0.0000	0	0.0000	0	0.0000	63963167

Details of Shares which remain unclaimed may be given hear along with details such as number of shareholders, outstanding shares held in demat/unclaimed suspense account, voting rights which are frozen etc.

- Note:
 (1) PAN would not be displayed on website of Stock Exchange(s)
 (2) The term 'Encumbrance' has the same meaning as assigned under regulation 28(3) of SEBI (Substantial Acquisition of Shares and Takeovers) Regulations, 2011.




Linde India Limited

Table III - Statement showing shareholding pattern of the Public shareholder

Category	Category & Name of the shareholders	PAN	Nos. of shareholders	No. of fully paid up equity shares held	No. of Partly paid-up equity shares held	No. of shares underlying Depository Receipts	Total nos. shares held (VII)=(IV)+(V)+(VI)	Shareholding as a % of total no. of shares (calculated as per SCRR, 1957) (VIII) = (VII)/(A+B+C2)	Number of Voting Rights held in each class of securities			Total as a % of Total Voting Rights	No. of Shares Underlying Outstanding convertible securities (including Warrants)	Shareholding, as a % assuming full conversion of convertible securities (as a percentage of diluted share capital) (XI) = (VII)+(X) As a % of (A+B+C2)	Number of Locked in shares		Number of Shares pledged or otherwise encumbered		Number of equity shares held in dematerialised form	
									Class (Equity)	Class Y	Total				(a) of total Shares held	(b)	(a) of total Shares held	(b)		
1	Institutions		12	7654111	0	0	0	7654111	8.9748	7654111	0	7654111	8.9748	(X) = (VII)/(X) As a % of (A+B+C2)	0	0.0000	0	0.0000	7654111	
(a)	Mutual Fund																			
	Reliance Capital Trustee Co. Ltd. through Reliance Equity Opportunities Fund, Reliance Tax Saver (ELSS) Fund, Reliance Vision Fund, Reliance Regular Savings Fund- Equity Option, Reliance Capital Builder Fund - SR B, Reliance Close Ended Equity Fund Series A and B, Reliance Close Ended Equity Fund II Series A	AAATR00908	8	7143703	0	0	7143703	8.3763	7143703	0	7143703	8.3763	0	0.0000	0	0.0000	0	0.0000	7143703	
(b)	Venture Capital Funds		0	0	0	0	0	0.0000	0	0	0	0.0000	0	0.0000	0	0.0000	0	0.0000	0	
(c)	Alternate Investment Funds		0	0	0	0	0	0.0000	0	0	0	0.0000	0	0.0000	0	0.0000	0	0.0000	0	
(d)	Foreign Venture Capital Investors		0	0	0	0	0	0.0000	0	0	0	0.0000	0	0.0000	0	0.0000	0	0.0000	0	
(e)	Foreign Portfolio Investor		9	930491	0	0	930491	1.0910	930491	0	930491	1.0910	0	0.0000	0	0.0000	0	0.0000	930491	
(f)	Financial Institutions / Banks		34	16450	0	0	16450	0.0193	16450	0	16450	0.0193	0	0.0000	0	0.0000	0	0.0000	9477	
(g)	Insurance Companies / Provident Funds / Pension Funds		2	710249	0	0	710249	0.8328	710249	0	710249	0.8328	0	0.0000	0	0.0000	0	0.0000	710149	
(h)	Any Other (Specify)		0	0	0	0	0	0.0000	0	0	0	0.0000	0	0.0000	0	0.0000	0	0.0000	0	
(i)	Foreign Institutional Investors		8	4417940	0	0	4417940	5.1803	4417940	0	4417940	5.1803	0	0.0000	0	0.0000	0	0.0000	4417407	
	National Westminster Bank Plc As Depository of First State Indian Subcontinent Fund A Sub Fund of First State Investments ICVC	AAABCF0154C	1	1511708	0	0	1511708	1.7726	1511708	0	1511708	1.7726	0	0.0000	0	0.0000	0	0.0000	1511708	
	The Scottish Oriental Smaller Companies Trust Plc	AAFCS8093R	1	964477	0	0	964477	1.1309	964477	0	964477	1.1309	0	0.0000	0	0.0000	0	0.0000	964477	
	First State Investments (Hongkong) Ltd. A/C First State Indian Subcontinent Fund	AAATF1850H	1	1047920	0	0	1047920	1.2287	1047920	0	1047920	1.2287	0	0.0000	0	0.0000	0	0.0000	1047920	
	Pacific Assets Trust Plc	AAECP7255R	1	893074	0	0	893074	1.0472	893074	0	893074	1.0472	0	0.0000	0	0.0000	0	0.0000	893074	
	Sub Total (B)(1)		65	13729241	0	0	13729241	16.0982	13729241	0	13729241	16.0982	0	0.0000	0	0.0000	0	0.0000	13721227	
2	Central Government/ State Government(s)/ President of India																			
	Central Government / State Government(s)		1	29	0	0	29	0.0000	29	0	29	0.0000	0	0.0000	0	0.0000	0	0.0000	0	
	Sub Total (B)(2)		1	29	0	0	29	0.0000	29	0	29	0.0000	0	0.0000	0	0.0000	0	0.0000	0	
3	Non-Institutions																			
(a)	Individuals																			
	I. Individual shareholders holding nominal share capital up to Rs. 2 lakhs		18261	4504702	0	0	4504702	5.2820	4504702	0	4504702	5.2820	0	0.0000	0	0.0000	0	0.0000	3509789	
	II. Individual shareholders holding nominal share capital in excess of Rs. 2 lakhs		18	1868875	0	0	1868875	2.1914	1868875	0	1868875	2.1914	0	0.0000	0	0.0000	0	0.0000	1868875	
(b)	NBFCs registered with RBI		0	0	0	0	0	0.0000	0	0	0	0.0000	0	0.0000	0	0.0000	0	0.0000	0	
(c)	Employee Trusts		0	0	0	0	0	0.0000	0	0	0	0.0000	0	0.0000	0	0.0000	0	0.0000	0	
(d)	Overseas Depositor/holding DRs (balancing figure)		0	0	0	0	0	0.0000	0	0	0	0.0000	0	0.0000	0	0.0000	0	0.0000	0	
(e)	Any Other (Specify)		1191	1218209	0	0	1218209	1.4284	1218209	0	1218209	1.4284	0	0.0000	0	0.0000	0	0.0000	1189618	
	Directors		3	600	0	0	600	0.0007	600	0	600	0.0007	0	0.0000	0	0.0000	0	0.0000	400	
	Trusts		7	4331	0	0	4331	0.0051	4331	0	4331	0.0051	0	0.0000	0	0.0000	0	0.0000	4331	
	Foreign Nationals		2	286	0	0	286	0.0003	286	0	286	0.0003	0	0.0000	0	0.0000	0	0.0000	286	
	Hindu Undivided Family		433	211413	0	0	211413	0.2479	211413	0	211413	0.2479	0	0.0000	0	0.0000	0	0.0000	211413	
	Non Resident Indians (Reparable)		154	82547	0	0	82547	0.0968	82547	0	82547	0.0968	0	0.0000	0	0.0000	0	0.0000	74771	
	Non Resident Indians (Non Reparable)		123	76338	0	0	76338	0.0895	76338	0	76338	0.0895	0	0.0000	0	0.0000	0	0.0000	76338	
	Clearing Member		94	101606	0	0	101606	0.1191	101606	0	101606	0.1191	0	0.0000	0	0.0000	0	0.0000	101606	
	Market Maker		13	5842	0	0	5842	0.0069	5842	0	5842	0.0069	0	0.0000	0	0.0000	0	0.0000	5842	
	Bodies Corporate		362	735246	0	0	735246	0.8621	735246	0	735246	0.8621	0	0.0000	0	0.0000	0	0.0000	714631	
	Sub Total (B)(3)		19470	7591786	0	0	7591786	8.9018	7591786	0	7591786	8.9018	0	0.0000	0	0.0000	0	0.0000	6568282	
	Total Public Shareholding		19536	21321056	0	0	21321056	25.0000	21321056	0	21321056	25.0000	0	0.0000	0	0.0000	0	0.0000	20289509	
	(B) = (B)(1)+(B)(2)+(B)(3)																			

Details of the shareholders acting as persons in Concert including their Shareholding (No. and %):
 Details of Shares which remain unclaimed may be given hear along with details such as number of shareholders, outstanding shares held in demat/unclaimed suspense account, voting rights which are frozen etc.

- Note:
 (1) PAN would not be displayed on website of Stock Exchange(s).
 (2) The above format needs to be disclosed along with the name of following persons: Institutions/Non Institutions holding more than 1% of total number of shares
 (3) W.r.t. the information pertaining to Depository Receipts, the same may be disclosed in the respective columns to the extent information available and the balance to be disclosed as held by custodian.

Linde India Limited

Pawan Marda
 Asst. Vice President &
 Company Secretary

Linde India Limited
Table IV - Statement showing shareholding pattern of the Non Promoter- Non Public shareholder

Category	Category & Name of the shareholders	PAN	Nos. of shareholders	No. of fully paid up equity shares held	No. of Partly paid-up equity shares held	No. of shares underlying Depository Receipts	Total nos. shares held	Shareholding as a % of total no. of shares (calculated as per SCRR, 1957)	Number of Voting Rights held in each class of securities			No. of Shares Underlying Outstanding convertible securities (including Warrants)	Shareholding, as a % assuming full conversion of convertible securities (as a percentage of diluted share capital)	Number of Locked in shares		Number of Shares pledged or otherwise encumbered		Number of equity shares held in dematerialised form	
									No of Voting Rights		Total as a % of Voting rights			No. (a)	As a % of total Shares held (b)	No. (a)	As a % of total Shares held (b)		
									Class X	Class y									Total
	(I)	(II)	(III)	(IV)	(V)	(VI)	(VII) = (IV)+(V)+ (VI)	(VIII) As a % of (A+B+C2)	(IX)			(X)	(XI) = (VII)+(X) As a % of (A+B+C2)	(XII)		(XIII)		(XIV)	
1	Custodian/DR Holder		0	0	0	0	0	0.0000	0	0	0	0.0000	0	0.0000	0	0.0000	0	0.0000	0
2	Employee Benefit Trust (under SEBI (Share based Employee Benefit) Regulations, 2014)		0	0	0	0	0	0.0000	0	0	0	0.0000	0	0.0000	0	0.0000	0	0.0000	0
	Total Non-Promoter- Non Public Shareholding (C)= (C)(1)+(C)(2)		0	0	0	0	0	0.0000	0	0	0	0.0000	0	0.0000	0	0.0000	0	0.0000	0

Note:

- (1) PAN would not be displayed on website of Stock Exchange(s).
- (2) The above format needs to disclose name of all holders holding more than 1% of total number of shares
- (3) W.r.t. the information pertaining to Depository Receipts, the same may be disclosed in the respective columns to the extent information available

