

Unaudited Financial Results for the Quarter Ended 30 June 2011


Lakhs

Particulars	Quarter ended 30 June 2011 (Unaudited)	Quarter ended 30 June 2010 (Unaudited)	Year to date 30 June 2011 (Unaudited)	Year to date 30 June 2010 (Unaudited)	Year ended 31 December 2010 (Audited)
1. Operating Income					
a) Gross Sales	26,444	26,115	50,156	52,597	103,611
b) Excise Duty	1,459	1,270	2,803	2,224	5,036
c) Net Sales (a - b)	24,985	24,845	47,353	50,373	98,575
d) Other Operating Income	61	35	91	150	638
e) Total (c + d)	25,046	24,880	47,444	50,523	99,213
2. Expenditure					
a) (Increase) / Decrease in stock in trade (including Contract Work-in-Progress)	(427)	(472)	(491)	663	(189)
b) Materials Consumed	2,726	5,481	3,685	10,858	13,577
c) Purchase of Traded Goods	1,808	1,915	3,268	3,357	8,105
d) Employees Cost	1,456	1,396	2,824	2,489	5,277
e) Power and Fuel	7,604	6,578	14,531	11,545	25,965
f) Contract Job Expenses	2,272	595	3,611	3,947	9,799
g) Freight and Transport	1,487	1,438	3,341	2,764	6,506
h) Depreciation and Impairment	1,727	1,346	3,436	2,627	5,889
i) Other Expenditure	3,714	3,788	7,759	6,320	12,877
j) Total	22,367	22,065	41,964	44,570	87,806
3. Profit from Operations before Other Income, Interest & Exceptional Items (1-2)	2,679	2,815	5,480	5,953	11,407
4. Other Income	938	619	1,571	700	1,031
5. Profit before Interest & Exceptional Items (3+4)	3,617	3,434	7,051	6,653	12,438
6. Interest income (net)	(350)	(176)	(467)	(283)	(519)
7. Profit after Interest but before Exceptional Items (5-6)	3,967	3,610	7,518	6,936	12,957
8. Exceptional Items	-	-	-	-	-
9. Profit from Ordinary Activities before Tax (7-8)	3,967	3,610	7,518	6,936	12,957
10. Tax Expense:					
- Current Tax Charge	1,248	1,171	1,782	1,998	2,033
- Deferred Tax Charge	22	18	367	131	1,561
11. Net Profit from Ordinary Activities after Tax (9-10)	2,697	2,421	5,369	4,807	9,363
12. Extraordinary Item	-	-	-	-	-
13. Net Profit for the period (11+12)	2,697	2,421	5,369	4,807	9,363
14. Paid up Equity Share Capital (Face Value `10/- each)	8,528	8,528	8,528	8,528	8,528
15. Reserves excluding Revaluation Reserve as per Balance Sheet of previous accounting year	-	-	-	-	102,809
16. Earnings Per Share (EPS)					
a) Basic and Diluted EPS before Extraordinary Item for the period and for the previous year - (`)	3.16	2.84	6.30	5.64	10.98
b) Basic and Diluted EPS after Extraordinary Item for the period and for the previous year - (`)	3.16	2.84	6.30	5.64	10.98
17. Public Shareholding					
- Number of shares	8,975,930	8,975,930	8,975,930	8,975,930	8,975,930
- Percentage of shareholding (%)	10.52	10.52	10.52	10.52	10.52
18. Promoters and Promoter Group Shareholding					
a) Pledged/Encumbered					
- Number of shares	-	-	-	-	-
- Percentage of shares (as a % of the total shareholding of Promoter and Promoter Group)	-	-	-	-	-
- Percentage of shares (as a % of the total share capital of the Company)	-	-	-	-	-
b) Non-encumbered					
- Number of shares	76,308,293	76,308,293	76,308,293	76,308,293	76,308,293
- Percentage of shares (as a % of the total shareholding of Promoter and Promoter Group)	100%	100%	100%	100%	100%
- Percentage of shares (as a % of the total share capital of the Company)	89.48	89.48	89.48	89.48	89.48

Notes:

- Other Income includes write back of an old liability amounting to Rs. 640 lakhs which is no longer required.
- In terms of amended clause 41 of the listing agreement, details of investor complaints for the quarter ended 30 June 2011: Beginning - Nil, Received - 3, Disposed off - 3 and Pending - Nil.
- The quarterly financial results have been subjected to a "Limited Review" by the Auditors of the Company and the Limited Review Report will be submitted to the concerned stock exchanges within the stipulated time.
- Figures for the previous period/year have been regrouped / rearranged, where necessary.
- This statement was placed before the Board of Directors at their meeting held on 18 July 2011 and has been approved for release.

18 July 2011
Mumbai


Sri Kumar Menon
Managing Director

BOC India Limited
A member of The Linde Group
P43 Taratala Road, Kolkata 700 088, India
Visit us at : www.boc-india.com

Segmentwise Revenue, Results and Capital Employed under Clause 41 of the Listing Agreement


Lakhs

Particulars	Quarter ended 30 June 2011 (Unaudited)	Quarter ended 30 June 2010 (Unaudited)	Year to date 30 June 2011 (Unaudited)	Year to date 30 June 2010 (Unaudited)	Year ended 31 December 2010 (Audited)
1. Segment Revenue					
a. Gases and Related Products	18,942	17,191	36,605	32,245	69,897
b. Project Engineering	11,824	10,185	21,935	21,976	40,329
Total	30,766	27,376	58,540	54,221	110,226
Less : Inter Segment Revenue	4,722	2,262	9,965	3,340	10,030
Add : Other Unallocable Income	318	585	943	654	614
Total Income	26,362	25,699	49,518	51,535	100,810
2. Segment Results					
a. Gases and Related Products	2,768	2,665	5,374	5,279	10,024
b. Project Engineering	1,462	1,036	2,277	2,255	3,697
Total Segment Profit before Interest, Tax and Exceptional Item	4,230	3,701	7,651	7,534	13,721
Less : i) Interest Income (net)	(350)	(176)	(467)	(283)	(519)
ii) Exceptional Items	-	-	-	-	-
iii) Other Unallocable Expenditure net of Unallocable Income	613	267	600	881	1,283
Total Profit before Tax	3,967	3,610	7,518	6,936	12,957
3. Capital Employed (Segment Assets - Segment Liabilities)					
a. Gases and Related Products	202,623	148,274	202,623	148,274	172,645
b. Project Engineering	(5,278)	(2,592)	(5,278)	(2,592)	(3,056)
c. Unallocated	(79,329)	(41,389)	(79,329)	(41,389)	(58,083)
Total	118,016	104,293	118,016	104,293	111,506

Notes:

- The primary segment for the Company is the Business Segment and it has two such segments as follows:
 - Gases and Related Products : Comprises manufacture and sale of industrial, medical and special gases as well as related products.
 - Project Engineering: Comprises manufacture and sale of cryogenic and non-cryogenic vessels as well as designing, supplying, testing, erecting and commissioning of projects.
- Figures for the previous period / year have been regrouped / rearranged, where necessary.

18 July 2011
Mumbai


Sri Kumar Menon
Managing Director ✓


BOC India Limited
A member of The Linde Group
P43 Taratala Road, Kolkata 700 088, India
Visit us at : www.boc-india.com

Statement of Assets and Liabilities

Lakhs

Particulars	As at 30 June 2011 (Unaudited)	As at 30 June 2010 (Unaudited)	As at 31 December 2010 (Audited)
SHAREHOLDERS' FUNDS			
(a) Share Capital	8,528	8,528	8,528
(b) Reserves and Surplus*	109,488	95,765	102,978
LOAN FUNDS	75,403	36,865	46,916
DEFERRED TAX LIABILITY (NET)	8,958	4,487	7,977
TOTAL	202,377	145,645	166,399
FIXED ASSETS	187,938	142,325	162,980
INVESTMENTS	1,500	1,500	1,500
CURRENT ASSETS, LOANS AND ADVANCES			
(a) Inventories	7,675	5,285	6,540
(b) Sundry Debtors	23,625	19,229	20,148
(c) Cash and Bank Balances	4,632	14,922	5,723
(d) Other Current Assets	15,621	9,592	13,999
(e) Loans and Advances	22,191	20,322	21,155
Less :CURRENT LIABILITIES AND PROVISIONS			
(a) Liabilities	37,699	46,258	44,455
(b) Provisions	23,106	21,272	21,191
NET CURRENT ASSETS	12,939	1,820	1,919
TOTAL	202,377	145,645	166,399
* includes Revaluation Reserves	168	168	168

18 July 2011
Mumbai


Srikumar Menon
Managing Director ✓

BOC India Limited
A member of The Linde Group
P43 Taratala Road, Kolkata 700 088, India
Visit us at : www.boc-india.com